

The site is on the Brandon Road, close to the Nicholas Hammond Academy and Swaffham Leisure Centre, on the opposite side of the road

<b>Norwich:</b>	Travel Distance: 29 miles Travel Time: 46 mins	<b>Dereham:</b>	Travel Distance: 13.4 miles Travel Time: 21 mins
<b>Kings Lynn:</b>	Travel Distance: 16.8 miles Travel Time: 28 mins	<b>Thetford:</b>	Travel Distance: 18 miles Travel Time: 27 mins

Times and distances are estimated using theaa.com/route-planner

Swan's Nest  
Showhouse & Marketing Suite  
2 Otter Road  
Swaffham  
PE37 8JE  
(For Sat Nav please use PE37 8BS)

T: 01760 722 908  
M: 07580 610 619  
E: swans@abelhomes.co.uk  
www.abelhomes.co.uk

Sales office open Thurs-Mon, 10am-4pm



Abel Homes, Neaton Business Park,  
Norwich Road, Watton Norfolk IP25 6JB

Tel: 01953 884486



**Two, three and four bedroom homes in Swaffham**  
Contemporary, elegant and extremely energy efficient





**Site Plan & Directions**







**Bungalows**

-  **Pioneer**  
Plots 163SE, 164SE
-  **Phoenix**  
Plots 179, 180






**2 bedroom homes**

-  **Topaz**  
Plots 182SE, 183SE, 184SE, 186SE, 187SE, 188, 189, 191, 192, 193, 194, 246, 247
-  **Perle**  
Plots 167, 168, 171, 172, 195, 196, 210, 211, 212, 218, 219, 222, 223, 248, 249

**3 bedroom homes**

-  **Harmony**  
Plots 169, 170, 173, 174, 207, 208, 213, 214, 220, 221, 227, 228, 235, 236, 238, 239, 244, 245
-  **Sonnet**  
Plots 229SE, 230SE
-  **Goldings**  
Plots 190, 237, 243
-  **Opal**  
Plots 202, 204
-  **Bramling**  
Plots 224, 240
-  **Horizon**  
Plots 177, 178, 181, 197, 198, 199

**4 bedroom homes**

-  **Greenburg**  
Plots 166, 175, 203, 209, 217, 225, 242
-  **Nelson**  
Plots 205, 206
-  **Admiral**  
Plots 176, 216, 226, 241
-  **Columbus**  
Plots 165, 215
-  **Affordable Housing**