



TAURSHAM PARK

TAVERHAM

Abel
Homes

We are delighted to release details of our highly anticipated Phase 2 at ‘Taursham Park’ and we hope to see you at our Sales Office and Show House very soon.

Taursham Park is an ode to the past, as Taverham Mill was listed in the Domesday Book as being situated in the village of Taursham. For the last 200 years of its life, Taverham Mill produced high quality paper, which was used for many things, including the 1st revised edition of the Bible, the Oxford Dictionary, bank notes and several daily newspapers. Nowadays the old Taverham Mill site is encompassed within a 100-acre nature reserve, which is situated by the old weir and mill pool on the River Wensum.

This boasts some specular views and is a haven for anglers, walkers and nature lovers.



A warm welcome

At Abel Homes we work hard to maintain our reputation for building contemporary, award-winning homes to a high specification and outstanding quality. Every home is carefully planned by our architects for practical living, low energy consumption and low maintenance.

We are an independent, family-owned, Norfolk business that cares for our customers by providing a personalised service with options to tailor your home to your needs. We pride ourselves on our flexibility to include your personal choices wherever possible.

Our Customer Charter goes further, illustrating our commitment to you, and how we'll help you with every step – before, during and after your purchase.

We also care for the environment where we live and work, enhancing our surroundings and bringing new life to neighbourhoods. Our architects are selected on local knowledge and experience, and our Good Neighbour Charter ensures we minimise disruption to the local area while we create new communities. We go to great lengths to be considerate to everyone and everywhere we work.

Thank you for taking an interest in Phase 2 at Taursham Park in Taverham. We invite you to browse our brochure and will be delighted to answer any questions you may have.

Better still, why not book a visit to view our showhome? You'll be most welcome at Taursham Park.

Tony Abel Chairman, Abel Homes



The Abel Homes Board of Directors

Tony Abel, Chris Abel, Paul LeGrice, Maggie Abel

Be tempted by Taursham Park, Taverham

LOCATION

Taverham sits on the edge of the River Wensum and is ideally located just a few miles from the vibrant cathedral city of Norwich. It benefits from excellent road and rail links, with Taursham Park providing easy access to the Broadland Northway. Regular bus services run through Taverham, Thorpe Marriott and Drayton, into and out of the fine city centre.

Taursham Park is well situated in the village, close to an abundance of facilities, yet affording a rural feel. Taursham Park provides generous open spaces and a woodland walk, enhanced by fine views across Wensum Valley Golf Course.

North Norfolk, with its Areas of Outstanding Natural Beauty and stunning coastline, is ideally placed with the traditional and popular seaside town of Sheringham just 23 miles away.

Well regarded Nursery, Junior, High and Prep schools can all be found within Taverham itself, along with a number of public houses and eateries, shopping facilities, doctors' surgery, veterinary practice, library, village hall, hotel with golf course and a recreational ground. Taverham further benefits from Taverham Nursery & Country Shopping Centre; one of Norfolk's largest garden centres.



Travel Distances by Road:

Norwich — 6 miles / 19 mins
Wymondham — 13 miles / 21 mins

Attleborough — 19 miles / 25 mins
Thetford — 32 miles / 41 minutes
Dereham — 15 miles / 24 mins

Sheringham — 23 miles / 42 mins
Wells-next-the-Sea — 29 miles / 43 mins
Bury St Edmunds — 49 miles / 1 hr 2 mins

King's Lynn — 40 miles / 55 mins
Ipswich — 50 miles / 1 hr 17 mins
Cambridge — 67 miles / 1 hr 18 mins



Designed with modern living in mind

Taursham Park (Phase 2) offers 26 superb new homes, with the quality, choice and generous plot sizes you would expect from Abel Homes.

Every home at Taursham Park has been designed for modern family living, with fibre broadband, triple glazing and your own photovoltaic system fitted to every home. Contemporary bathroom suites and kitchen units complete our high specification finish.

All this and the peace of mind that your new home has been thoughtfully designed by local architects and built by one of Norfolk's leading house builders.



The Abel Homes standard

We are proud to provide a friendly, reliable and first class customer service.

Our homes are built and finished to a very high standard, each benefiting from stunning design, energy efficiency and low maintenance. Our specification will make you feel comfortable from the day you move in. You'll know you've made the right move.



KEY FEATURES AS STANDARD



A-RATED ENERGY EFFICIENCY

Our properties are EPC A-Rated, the most energy efficient band, giving you peace of mind that your new home will help ensure you have low energy bills.



FITTED APPLIANCES

As well as your choice of kitchen units, worktops and handles, all our kitchens are equipped with integrated Bosch appliances.



SOLAR PV TO EVERY HOME

Buyers will own their Photovoltaic (PV) system, enjoying the free and clean energy generated.



GARAGE & OFF-STREET PARKING

Each home has off-street parking for two vehicles. All homes also come with garaging, and are accessed by remote-operated electric doors.



FIBRE TO YOUR HOME

Every home is equipped with BT fibre broadband to the premises.



TRIPLE-GLAZED WINDOWS

High performance, premium quality, triple-glazing. Helping to increase energy efficiency whilst reducing levels of noise.



AIR SOURCE HEAT PUMPS

Highly efficient Air Source Heat Pump with split zoned temperature setting.



UNDERFLOOR HEATING

Fitted to the ground floor of every home. For comfort, convenience and energy efficiency.



ELECTRIC CAR CHARGING POINTS

All properties are fitted with an Ohme electric car charging point.

Our satisfied customers

“

The overall quality of the build is fantastic, we have a beautiful kitchen and the quality of the bathrooms is great too! We feel privileged to have been able to buy an Abel Home.

”

“

We were very impressed by the quality of our Abel Homes build and the beautiful Norfolk village location. The friendly Abel Homes team work with you and support you through the process of moving home. We had looked at other developments in the area but they didn't match up to the standard and community feel we were looking for. The longevity of an eco-friendly design is a huge plus and we know we have purchased a home that will look after us for many years to come.

”

“

A lot of thought has gone into designing a modern family home that suits our requirements exactly.

”

“

Just wanted to write a note to say how happy I am with my new home.

”

“

We weren't looking for an energy efficient house but we are very pleased with the air source heating, solar panels and under floor heating.

”



“

Having just moved into our new build home from Abel Homes we can honestly say what a great experience we have received from start to finish.

”

Our lasting commitment to you

Our comprehensive Customer Charter sets out our commitment to provide you with excellent service and clear information at every step of your purchase – even after you have moved in.

During the purchase and construction phases we are on hand to clarify choices and options, making sure you have access to a personalised service with diligent, caring employees to advise you.

Our homes are covered by a NHBC warranty for ten years and we will undertake certain remedial works for the first two years as defined by the NHBC guidelines.





Low energy light fittings including under wall units

Integrated Bosch appliances including stainless steel electric oven, dishwasher and fridge freezer

Floor coverings included in all homes, with underfloor heating to the ground floor

Choice of kitchen units, worktops and handles from our extensive range* (with 'soft close' doors)



Roca sanitaryware, chrome-finish taps, and shower fittings throughout

Choice of ceramic wall tiles for specified areas to bathrooms and en suites from our selected range of tiles*

Choice of WPC Engineered Protek vinyl flooring*

Heated towel rails to bathrooms and en suites

Building money-saving features into your home!



ALL ROUND SAVINGS, ALL YEAR ROUND

The process of creating an award winning house begins at the preliminary design stage and continues through to the construction stage. Throughout these stages the fabric of the building is designed and constructed to a high standard ensuring a sustainable future and making each home 'A' rated for energy efficiency.

- A Solar PV system generates free electricity to use around the home
- Triple-glazed windows minimise heat loss
- High levels of insulation to lofts, ground floors and cavity walls helps keep your new build home snug
- Low energy light fittings are always a bright idea
- While an air source heat pump keeps your home warm in the winter
- Even the letterbox in an Abel home is external to minimise heat loss

From solar panels to triple-glazing, increased insulation to low energy lighting, our new build homes are working night and day to save you money on your energy bills and help protect our planet for future generations.

Reduce your bills and your impact on the environment.

Raising our standards

At Abel Homes we pride ourselves in offering excellent customer service throughout the home buying process and, ultimately, a superb home at the end of this journey.

We are proud that several members of the same family may live on an Abel development, or indeed, we find customers living in their second or third Abel home.

Our 'Recommend a friend' scheme has proved very popular, as our customers love their homes and cannot wait to recommend us to their friends and family. As a result, we have given away thousands of pounds to happy customers who have recommended a friend or family member, who has then bought one of our properties. You too could take advantage of this scheme.

We are not the only ones who feel that Abel Homes offer a superior buying service and build quality. Our testimonials speak for themselves and the awards our Site Managers have won from the NHBC (National House Building Council) recognise the high standards we are so proud to achieve.

The NHBC are the UK's leading warranty and insurance provider for UK house-building for new homes. Their stated purpose is to give homeowners confidence in the quality of new homes.



OUR CHAMPIONS

TIM WALSINGHAM

- 2024** Pride in Job, Seal of Excellence – *Swan's Nest, Swaffham*
- 2023** Pride in Job, Seal of Excellence and Eastern Regional Winner (Pictured above) – *Swan's Nest, Swaffham*
- 2022** Pride in Job, Seal of Excellence and Eastern Regional Winner – *Swan's Nest, Swaffham*
- 2021** Pride in Job, Seal of Excellence and Eastern Regional Winner – *Swan's Nest, Swaffham*
- 2020** Pride in Job, Seal of Excellence and Eastern Regional Winner – *Swan's Nest, Swaffham*
- 2019** Pride in Job, Seal of Excellence and Eastern Regional Winner – *Swan's Nest, Swaffham*
- 2018** Pride in Job & Seal of Excellence – *Swan's Nest, Swaffham*
- 2017** Pride in Job – *Swan's Nest, Swaffham*
- 2009** Pride in Job & a Seal of Excellence – *Gardeners Green, Hingham*

DANNY PINNER

- 2024** Pride in Job – *Three Squirrels, East Harling*
- 2022** Pride in Job – *Taursham Park, Taverham*
- 2021** Pride in Job – *Taursham Park, Taverham*
- 2019** Pride in Job – *Walnut Tree Fields, Mattishall*
- 2018** Pride in Job – *Walnut Tree Fields, Mattishall*
- 2012** Pride in Job – *Hus46, Watton*

Home specification



EXTREMELY ENERGY EFFICIENT

A-Rated for energy efficiency – the most energy efficient band.

Energy Performance Certificate – A-Rating. Our new homes at Taursham Park have an EPC 'A' Rating, the most energy efficient band, so you have peace of mind that your new home will help you to achieve low energy bills.

An Energy Performance Certificate (EPC) shows the current and potential energy rating of a property, known as a 'SAP' rating. 'SAP' stands for Standard Assessment Procedure and is the Government's recommended system for producing a home energy rating.



SOLAR PV

A bespoke solar PV system is installed on every home. The system consists of monocrystalline black panels and highly efficient inverters. Buyers will own their PV system and enjoy the free electricity it will generate.



ELECTRIC VEHICLE CHARGING

All properties are fitted with an Ohme electric vehicle charging point.



KITCHENS

- ✓ Choice of kitchen units, worktops and handles from our extensive range* (with 'soft close' doors)
- ✓ Stainless steel Bosch electric oven
- ✓ Bosch electric hob and integrated extractor hood
- ✓ Fully integrated Bosch fridge/freezer
- ✓ Fully integrated Bosch dishwasher
- ✓ Choice of ceramic and porcelain floor tiles from our selected range
- ✓ Choice of wall tiles from our selected range or upstand to match the worktop
- ✓ Space and plumbing provided for washing machine
- ✓ Low energy lighting fitted, including under-kitchen wall units
- ✓ Waste recycling bins (where possible)



BATHROOMS & EN SUITES

- ✓ White 'Roca' sanitary ware
- ✓ Chrome taps and shower fittings
- ✓ 'Lakes' shower enclosure
- ✓ Choice of ceramic and porcelain wall tiles for specified areas to bathrooms and en suites from our selected range
- ✓ Hand held shower attachment to bath
- ✓ Thermostatically controlled showers
- ✓ Heated towel rails to bathrooms and en suites
- ✓ Choice of Protek flooring*



CONSTRUCTION

- ✓ Triple-glazed windows as standard
- ✓ High-performance 150mm cavity wall construction
- ✓ Highly insulated ground floors with 230mm insulation and lofts with 400mm of insulation providing comfort and excellent energy efficiency
- ✓ Sustainably sourced treated cedar cladding and through coloured white render (on certain plots)
- ✓ Lindab Mainline Magestic galvanised steel guttering and downpipes to all plots



ELECTRICAL

- ✓ Generous number of sockets with flexibility on location, subject to build stage
- ✓ Power socket with integrated USB port fitted to each bedroom and in the kitchen
- ✓ Audio visual faceplate in the lounge (including CAT 6 connection point)
- ✓ Low energy LED light fittings to kitchen, bathrooms, W.C. and en suites
- ✓ Intruder alarm security system
- ✓ Mains smoke and heat detectors with battery backup
- ✓ Engraved kitchen appliance switches
- ✓ TV aerial within the loft space with booster
- ✓ Wiring to take advantage of Sky TV (if signal available, equipment not included) in the lounge
- ✓ High speed broadband via 'Fibre to the Premises'
- ✓ CAT 6 connection points to studies or home offices



INTERNAL DECORATION & FINISHES

- ✓ Floor covering throughout. Protek flooring* to bathrooms and en-suites, tiled floor to the kitchen and W.C. with choice of carpet in all other rooms.
- ✓ All rooms decorated in a neutral matt emulsion
- ✓ Square profile skirting and architraves painted in white satin
- ✓ Painted flush fire-grade doors
- ✓ Brushed chrome ironmongery



HEATING SYSTEM

- ✓ Air source heat pump powered central heating
- ✓ Immersion heater
- ✓ Zoned underfloor heating to ground floor
- ✓ Myson select compact radiators to the first floor
- ✓ Touch screen programmable room thermostats



EXTERNAL

- ✓ Composite front doors that combine high thermal insulation with minimal maintenance, fitted with multi-locking points
- ✓ Landscaping of front gardens, including shrubs and planting
- ✓ Fully blocked paved driveways
- ✓ Willow hurdle panelling to 'roadside' boundaries
- ✓ External Passive Infrared Sensor (PIR) lighting to the front and rear
- ✓ Electric supply and internal light to all garages
- ✓ Automatic electric garage doors with remote control
- ✓ Outside tap
- ✓ MEFA Numbered post box
- ✓ Front door bell
- ✓ Habitat creation and enhancement measures, including integrated bird/bat boxes on selected plots

Plot 107



A superb corner plot, generous in size size and siding onto the woodland, the Columbus, the largest of our four-bedroom homes, is a spacious detached property benefiting from a double garage, ample parking and large garden.

The ground floor comprises entrance hall, comfortable living room, study, cloakroom and the heart of the home; the open plan family / kitchen / dining room. This generous space gives access to the rear garden. The useful utility is situated off the kitchen.

Upstairs features four double bedrooms – The master bedroom and bedroom 2 both benefit from en suite shower rooms, whilst the remaining two double bedrooms share the family bathroom.

Total Floor Area: 167.1 m² / 1799 ft²

GROUND FLOOR

- Kitchen / Breakfast Area**
6.4m x 3.9m max (21'x 12'10 max)
- Dining Area**
4.3m x 3.8m (14'2 x 12'7)
- Utility Room**
2.2m x 1.7m (7'5 x 5'7)
- Lounge**
4.7m x 4.6m (15'6 x 15'4)
- Study**
3.2m x 1.9m (10'6 x 6'5)

FIRST FLOOR

- Bedroom 1**
4.7m max x 4.6m max
(15'6 max x 15'2 max)
- Bedroom 2**
4.3m max x 3.5m max
(14'1 max x 11'8 max)
- Bedroom 3**
4.5m x 3.1m max (14'10 x 10'3 max)
- Bedroom 4**
3.3m x 3m (11'x 10'1)

Plot 111



With a lovely generous garden and woodland to the rear, the Liberty provides contemporary and spacious accommodation with modern day living in mind. It comprises entrance hall, generous kitchen dining room, utility, cloakroom, living room and separate family room.

Upstairs benefits from a master bedroom with en-suite shower room and three further double bedrooms; these rooms being served by a well-appointed family bathroom.

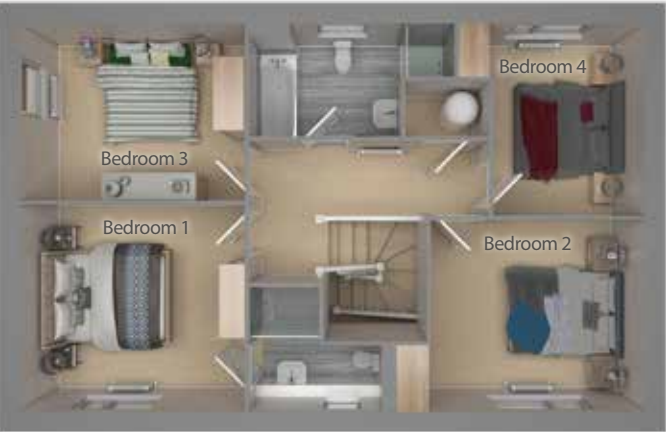
Total Floor Area: 162.7 m² / 1751ft²

GROUND FLOOR

- Kitchen**
4.5m x 3.7m (15' x 12'2)
- Dining Room**
5.1m x 3.6m (16'11 x 11'10)
- Lounge**
6.9m x 3.2m (22'9 x 10'8)
- Family Room**
3.6m x 3.2m (11'10 x 10'7)
- Utility**
2.4m x 1.9m (8'1 x 6'5)

FIRST FLOOR

- Bedroom 1**
3.8m x 3.5m (12'9 x 11'7)
- Bedroom 2**
4.2m max x 3.2m (14' max x 10'8)
- Bedroom 3**
3.8m x 3m (12'9 x 9'10)
- Bedroom 4**
3.2m x 3.1m max (10'9 x 10'5 max)



Plots 104 & 105



An attractive detached four-bedroom home offering well-proportioned accommodation affording a light and airy feel. The generous entrance hall, with useful storage cupboard, leads to the open plan living/dining room, spacious kitchen with utility area and to the cloakroom.

On the first floor the master bedroom benefits from an en suite shower room, with the further three bedrooms being served by the family bathroom.

Total Floor Area: 124.2 m² / 1337 ft²

GROUND FLOOR

Kitchen
5m x 3.6m max (16'5 x 12' max)

Lounge / Dining Area
6.6m x 4.9m max / 3.9m min
(21'10 x 16' max / 12'11 min)

FIRST FLOOR

Bedroom 1
3.5m x 3.4m (11'6 x 11'2)

Bedroom 2
4m x 2.6m (13'2 x 8'6)

Bedroom 3
3.4m x 3m (11'2 x 9'11)

Bedroom 4
2.8m x 3.1m max (9'4 x 10'5 max)

Plot 108



Benefitting from a large garden backing onto woodland, the Horizon is a three-bedroom chalet-style home, with the master bedroom being situated on the ground floor and two further double bedrooms and family bathroom on the first floor.

The property comprises entrance hall, which leads through to an open plan kitchen/dining room. This spacious and dual aspect room also benefits from a separate utility room. The bright and airy living room is also accessed from the entrance hall. To the rear of the property is the master bedroom, with double doors to the garden, and a generous shower room.

Upstairs a family bathroom sits between two further double bedrooms, both with velux windows.

Total Floor Area: 120.4m² / 1296 ft²

GROUND FLOOR

Kitchen
4.6m x 2.8m (15'2 x 9'3)

Utility Room
2.4mx 1.8m (8'1 x 6'1)

Dining Area
3.6m x 3.3m (11'11 x 10'11)

Lounge
6.4m x 4m (21'1 x 13')

Bedroom 1
4.5m x 2.9m (14'11 x 9'7)

FIRST FLOOR

Bedroom 2
4m x 3.9m max (3.2m over 1.5m)
(13'1 x 12'9 max (10'6 over 4'11))

Bedroom 3
3m x 3.9m max (3.2m over 1.5m)
(10'4 x 12'9 max /10'6 over 4'11)

Plots 94, 101 & 112



A generous, spacious and versatile detached three-bedroom home benefiting from a single garage and side by side parking.

The hallway leads through to the study / bedroom four, a useful and versatile space, and to the main accommodation. This comprises kitchen dining room, which overlooks the rear garden, a separate utility, cloakroom and a spacious, airy living room.

Upstairs, the master bedroom has an en suite shower room and there are two further double bedrooms and a family bathroom.

Total Floor Area: 124.5 m² / 1340 ft²

GROUND FLOOR

- Study**
3.4m x 2.1m (11'1 x 7'2)
- Kitchen / Dining**
5.8m x 3.5m (19'3 x 11'8)
- Utility**
2.2m x 1.8m (7'5 x 6')
- Lounge**
5.9m x 3.4m (19'3 x 11'3)

FIRST FLOOR

- Bedroom 1**
4.5m max x 3.5m (15' max x 11'8)
- Bedroom 2**
3.6m x 3.1m (11'11 x 10'4)
- Bedroom 3**
3.6m x 2.6m (11'11 x 8'6)

Plots 82, 106, 109 & 113



The Opal, a detached home, provides spacious and comfortable rooms. It also benefits from a single garage and off-road parking.

The ground floor has a large entrance lobby, generous kitchen breakfast room and open plan living/dining room. To complete the ground floor accommodation is a cloakroom and useful storage cupboard.

Upstairs has a master double bedroom with en suite shower room, two further bedrooms, plus the family bathroom.

Total Floor Area: 98.9 m² x 1065 ft²

GROUND FLOOR

Kitchen
4.1m x 3.2m (13'6 x 10'6)
Lounge/Dining Area
7.5m x 3.1m (24'9 x 10'5)

FIRST FLOOR

Bedroom 1
3.7m max x 3.2m (12'4 max x 10'9)
Bedroom 2
3.1m x 2.8m (10'4 x 9'4)
Bedroom 3
3.1m x 2.5m (10'4 x 8'5)



Plots 110 & 114



The Goldings is a well-proportioned detached three-bedroom home, with a single garage.

The central entrance hallway, with cloakroom off, leads to a generous sized living room to one side of the property and the open-plan kitchen/ dining room, to the other. The dining area benefits from French doors leading to rear garden.

Upstairs the master bedroom has an en suite shower room and there are two further generous bedrooms and a family bathroom.

Total Floor Area: 93.5 m² / 1006 ft²

GROUND FLOOR

Kitchen / Dining
5.5m x 3.1m (18'1 x 10'3)

Lounge
5.5m x 3.1m (18'1 x 10'2)

FIRST FLOOR

Bedroom 1
4.5m max x 3.1m (14'11 max x 10'2)

Bedroom 2
3.1m max x 3m (10'3 max x 9'10)

Bedroom 3
3.1m x 2.4m (10'3 x 7'11)

Plots 99 & 100



A generous semi-detached three-bedroom home, which benefits from a single garage and off-road parking.

The ground floor comprises hallway, with useful storage cupboard, which leads through to the cloakroom, to the kitchen and to the open plan living/dining room, with understairs storage.

Upstairs the master bedroom has an en suite shower room and there are two further bedrooms plus a family bathroom.

Total Floor Area: 95.6 m² / 1029ft²

GROUND FLOOR

- Kitchen**
3.5m x 2.7m max (11'6 x 8'10 max)
- Lounge / Diner**
5.5m x 5.2m max (18' x 17'2 max)

FIRST FLOOR

- Bedroom 1**
4.8m max x 2.9m (15'9 max x 9'9)
- Bedroom 2**
2.9m x 3.1m max (9'9 x 10'3 max)
- Bedroom 3**
3.5m x 2.1m (11'8 x 7')



The Perle is a generous two-bedroom semi-detached home with single garage and parking.

The hallway, with useful storage cupboard, leads through to the cloakroom, kitchen and to the open plan living/dining room with patio doors to the garden.

Upstairs the master bedroom has an en suite shower room and there is a second generous bedroom, plus a family bathroom.

Total Floor Area: 76.6 m² / 825 ft²

GROUND FLOOR

Kitchen
3.9m x 2.3m max (12'10 x 7'10 max)

Lounge/Diner
4.8m x 4.0m (15'8 x 13'1)

FIRST FLOOR

Bedroom 1
3.7m max x 3.5m (12'7 max x 11'7)

Bedroom 2
3.6m x 3.2m max (11'10 x 10'8 max)

Building a reputation for quality

Here's an overview of our developments across Norfolk and Suffolk.
Those marked in dark green are our current developments.



1 The Woodcutters
Great Ellingham



2 The Pastures
Attleborough



3 Southacre
Attleborough



4 St Andrew's Court
Mildenhall



5 Crown House
Thetford



6 Hannant's Piece
Castle Acre



7 Greenfield
Tacolneston



8 Lark's Meadow
Dereham



9 Briar Gardens
Attleborough



10 The Hatchery
Swaffham



11 Gardener's Green
Hingham



12 Hus22
Drayton



13 The Dairy Old
Catton



14 Hus46+
Watton



15 Oak Meadow
Shipdham



16 Swan's Nest
Swaffham



17 The Hops
Hingham



18 The Limes
Little Melton



19 Walnut Tree Fields
Mattishall



20 Hare's Green
Watton Green



21 FIVE
Gressenhall



22 Bluebell Rise
Bawdeswell



23 Taursham Park
Taverham



24 Rokeles Green
Watton




25 Three Squirrels
East Harling



26 Cygnet Rise
Swaffham




2 BEDROOM

 **Perle (H-2C)**
Plots 102 & 103


3 BEDROOM

 **Goldings (H-3B)**
Plots 110 & 114


 **Harmony (H-3C)**
Plots 99 & 100


 **Orion (H-3D)**
Plots 94, 101 & 112

 **Opal (H-3E)**
Plots 82, 106, 109 & 113

 **Horizon (H-3G)**
Plot 108

4 BEDROOM

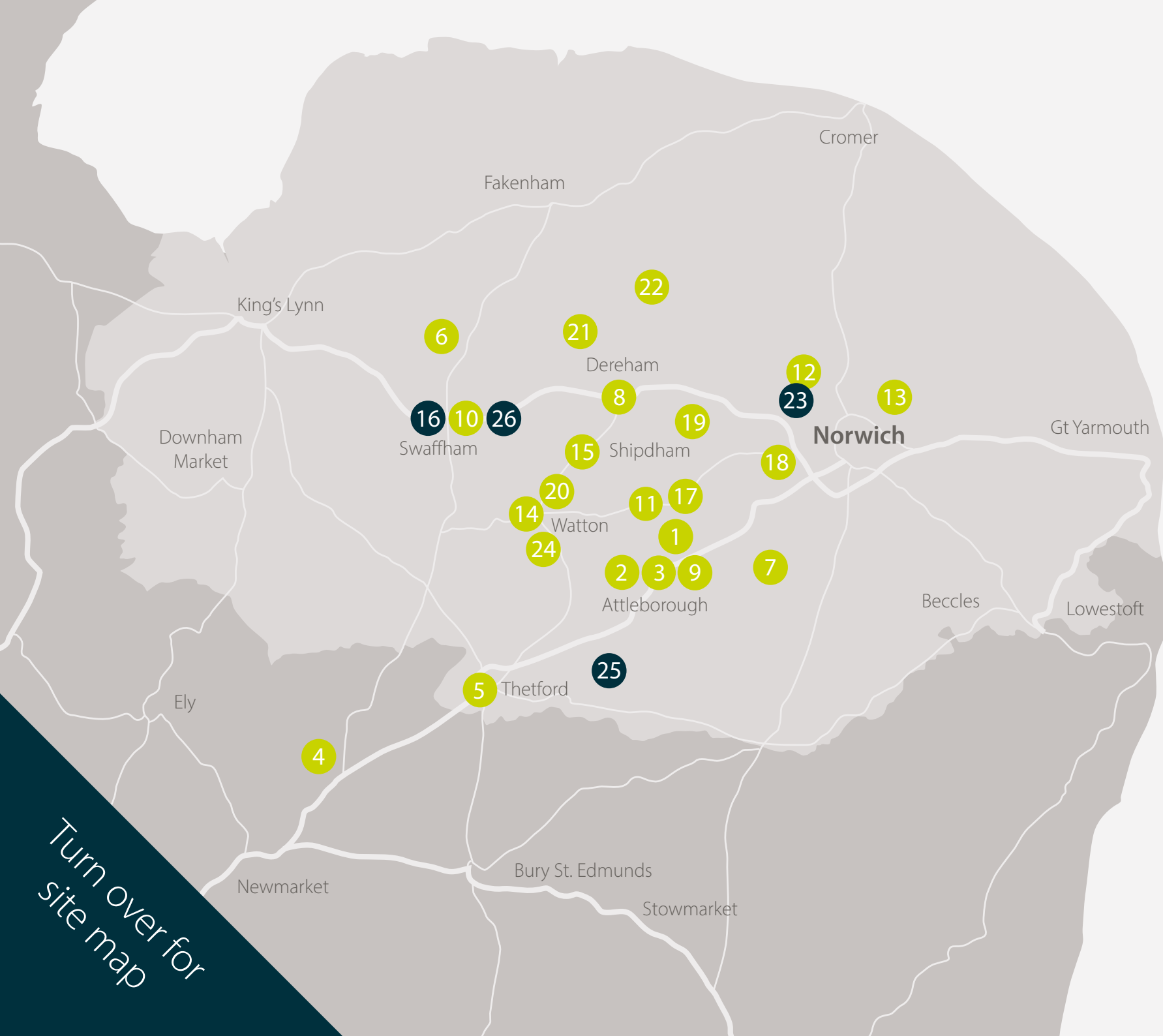
 **Greenburg (H-4B)**
Plots 104 & 105

 **Liberty (H-4C)**
Plot 111

 **Columbus (H-4P)**
Plot 107

 Affordable Housing





Turn over for
site map



Viewing information

Taursham Park

Show House & Marketing Suite
2 Draper Way
Taverham, Norfolk
NR8 6DG

T: 07494 526 231
E: taursham@abelhomes.co.uk

www.abelhomes.co.uk

This brochure is a guide to help you get a feel for the type of homes we are proud to build. The information provided in this brochure is correct at the time of printing but is subject to change. All photographs and images are illustrative examples only. Room dimensions are provided as a guide only. Our customer team are on hand to talk you through the process at every step.



Travel by road:

Norwich:

6 miles / 19 mins

Wymondham:

13 miles / 21 mins

Attleborough:

19 miles / 25 mins

Wells-next-the-Sea:

29 miles / 43 mins

Sheringham:

23 miles / 42 mins

Thetford:

32 miles / 41 mins

A47:

5 miles / 12 mins

Cambridge:

67 miles / 1hr 18 mins

King's Lynn:

40 miles / 55 mins

Bury St Edmunds:

49 miles / 1hr 2 mins

A47:

Times and distances are estimated using theaa.com/route-planner

Abel Homes

Neaton Business Park (North), Norwich Road, Watton IP25 6JB

T: 01953 884486 | E: sales@abelhomes.co.uk
Sales Office open Friday to Monday, 10am-4pm

